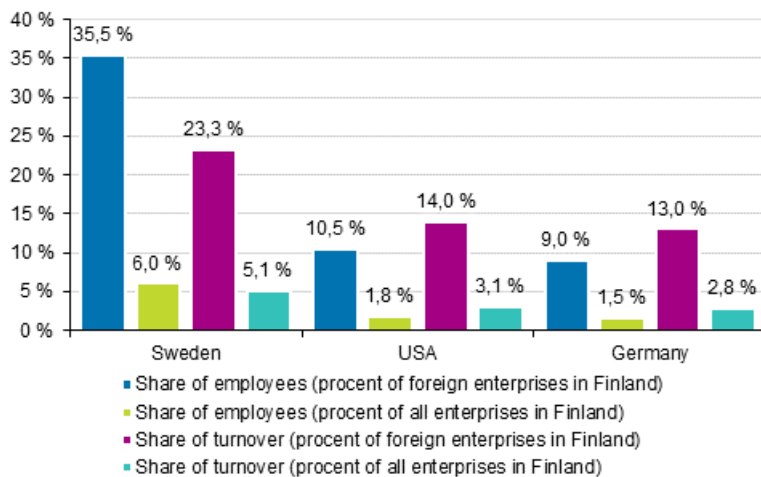


# Foreign affiliates in Finland 2016

## Swedish enterprises on a growth path in Finland

According to Statistics Finland's data, foreign enterprises located in Finland employed 243,350 persons in 2016. This was somewhat more than in the previous year. Enterprises from Sweden, the United States, Germany and the United Kingdom employed most people. The share of the personnel of Swedish enterprises among foreign enterprises located in Finland was as high as 35.5 per cent. Manufacturing was the most significant industry both measured by the number of personnel and turnover. Swedish enterprises employed 21 per cent of the personnel in manufacturing. The number of foreign enterprises grew slightly, to 4,570.

### Share of the personnel and turnover of foreign enterprises in Finland by country\*



\*three most significant countries measured by the number of personnel and turnover

Foreign enterprises employ 17 per cent of the personnel of enterprises operating in Finland (Appendix figure 1). The share has not changed compared with the previous year. The share of turnover contracted slightly to 22 per cent of the turnover of enterprises operating in Finland. However, the shares vary considerably by industry. In the main industries, the shares of turnover and personnel vary from seven to 49 per cent. Relative to the total enterprise stock, foreign enterprises in Finland generating most turnover represent the industries of mining and quarrying, and information and communication (Appendix figure 2). The picture is slightly different if we look at the number of personnel and turnover instead of the shares. Measured in this way, the most significant industries are manufacturing, and wholesale and retail trade. Manufacturing employed 71,200 persons or 29 per cent of the employees in foreign enterprises and its

turnover was EUR 29 billion. Wholesale and retail trade employed 45,150 persons and its turnover amounted to EUR 27 billion (Appendix figure 3).

The nationality of an enterprise is recorded based on the institutional unit that controls it. Usually this is an enterprise located abroad that owns over 50 per cent of the enterprise, either directly or indirectly. Swedish enterprises clearly own the largest share of the affiliates located in Finland. Swedish enterprises also employ most among the foreign affiliates, 86,370 persons. The number grew by a whopping 17 per cent compared with the previous year. Also measured by turnover, Swedish enterprises are most significant with EUR 20 billion. Here, growth has been more modest year-on-year, 14 per cent. (Appendix figure 4).

## The time series of the statistics is broken

Statistics Finland has renewed its production of business statistics. Therefore, the data of the statistics on foreign affiliates in Finland for 2012 and earlier years cannot be compared with more recent releases of the same statistics. This is clearly visible in the variable "number of affiliates", the value of which is around 1,570 higher than in 2012. The increase in the number is the result of the implementation of the new business statistics system and the related renewal of statistical bases (see the Quality description of the statistics; in Finnish only). The renewal improves the uniformity of business statistics. The main changes are related to harmonising the processing of the Standard Industrial Classification, business data (e.g. turnover and personnel data) and enterprise reorganisations, as well as deduction rules, with which the enterprise or establishment group of the statistics is formed.

# Contents

## Tables

### Appendix tables

Appendix table 1. Foreign affiliates by country in 2016.....	4
Appendix table 2. Foreign affiliates by industry in 2016.....	4

## Figures

### Figures

Appendix figure 1. Share of foreign affiliates in Finland's total stock of enterprises in 2005 to 2016.....	5
Appendix figure 2. Share of foreign affiliates in all entrepreneurial activity in Finland by industry in 2016.....	5
Appendix figure 3. Number of foreign affiliates, personnel and turnover by industry in 2016*.....	6
Appendix figure 4. Number of foreign affiliates, personnel and turnover by country in 2016*.....	6

# Appendix tables

**Appendix table 1. Foreign affiliates by country in 2016**

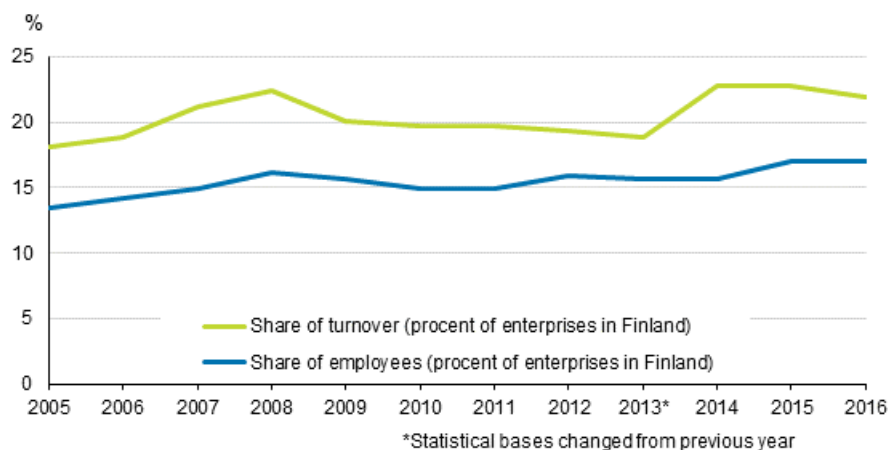
	Number of affiliates	Employees (FTE)	Turnover (million euro)
Sweden	1,015	86,368	19,751
United States	483	25,581	11,841
Germany	350	21,834	11,035
United Kingdom	267	14,309	4,852
Japan	103	8,020	3,044
France	146	12,739	3,682
Switzerland	121	12,316	4,192
Russia	20	1,271	2,830
Denmark	186	11,594	4,109
Netherlands	127	8,068	2,835
Norway	148	7,466	2,992
Italy	44	3,624	1,436
Ireland	30	2,934	1,013
Luxembourg	104	4,348	1,367
Austria	28	2,213	1,038
Estonia	58	2,974	784
Belgium	26	485	170
Other	1,315	17,207	7,723
Total	4,571	243,350	84,694

**Appendix table 2. Foreign affiliates by industry in 2016**

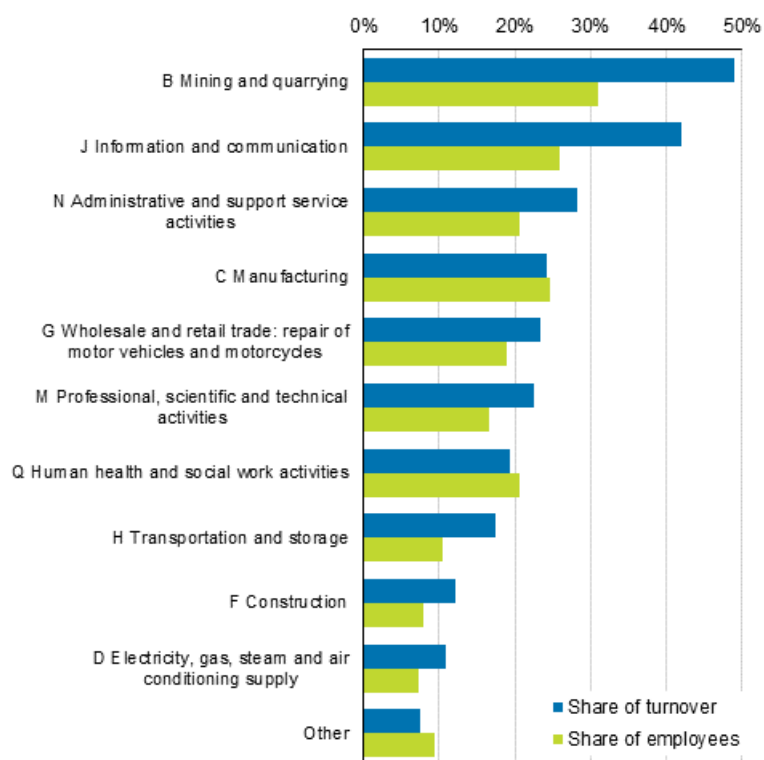
	Number of affiliates	Employees (FTE)	Turnover (million euro)
Wholesale and retail trade; repair of motor vehicles and motorcycles	1,275	45,152	27,060
Manufacturing	571	71,200	29,468
Information and communication	348	21,175	8,354
Construction	231	12,383	3,968
Transportation and storage	211	12,608	3,912
Electricity, gas, steam and air conditioning supply	20	872	1,414
Professional, scientific and technical activities	438	16,422	3,238
Administrative and support service activities	209	26,360	3,152
Real estate activities	521	2,824	1,330
Human health and social work activities	177	14,635	1,292
Other	570	19,719	1,505
Total	4,571	243,350	84,694

# Figures

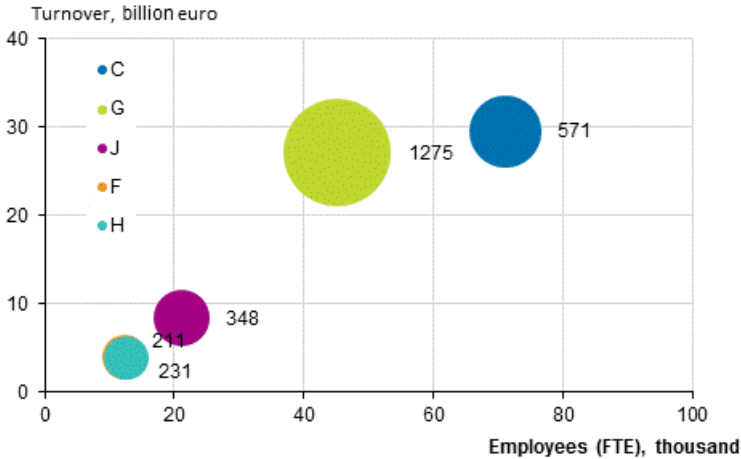
**Appendix figure 1. Share of foreign affiliates in Finland's total stock of enterprises in 2005 to 2016**



**Appendix figure 2. Share of foreign affiliates in all entrepreneurial activity in Finland by industry in 2016**

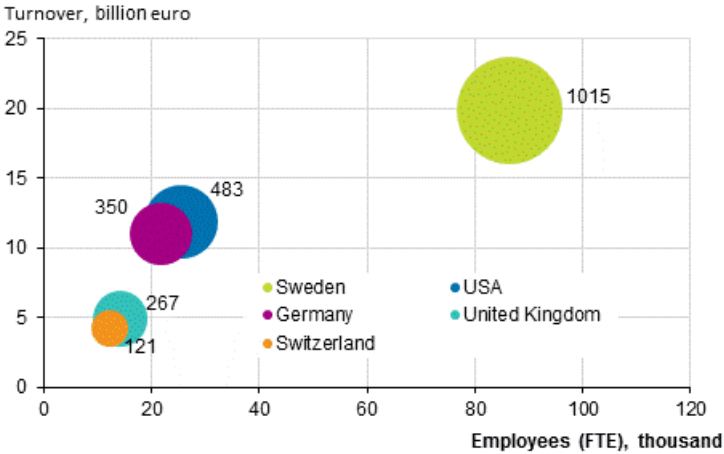


**Appendix figure 3. Number of foreign affiliates, personnel and turnover by industry in 2016\***



\*Five largest industries measured by turnover C = Manufacturing, G = Wholesale and retail trade; repair of motor vehicles and motorcycles, J = Information and communication, H = Transportation and storage, F = Construction

**Appendix figure 4. Number of foreign affiliates, personnel and turnover by country in 2016\***



\*Five largest countries by turnover

## Inquiries

Anna-Maija Paakki      029 551 3640  
Director in charge:  
Sami Saarikivi

[tytaryhtiot@stat.fi](mailto:tytaryhtiot@stat.fi)  
[http://tilastokeskus.fi/til/ulkoy/index\\_en.html](http://tilastokeskus.fi/til/ulkoy/index_en.html)  
Source: Foreign affiliates in Finland 2016, Statistics Finland