

Card game

Instructions for teacher:

Subjects: Civics, mathematics.

Materials: Playing cards.

Idea: This game aims to teach or rehearse statistical terms.

Cards are placed on a table with the image or text side up. Aim is to find right pairs. A pair consists of a concept and an explanation or a picture related to that. Game can be played either by shuffling all the cards or by keeping concepts and their explanations or pictures separated. In the first option, all the cards are put in one area and in the second option, the cards are divided into two areas. Game can be played by 2 to 4 people. Game takes about 15 to 30 minutes.

Grades: 3.-4.


GENDER – Tells whether a person is a male or a female

AGE – Tells how old a person is

SET – For example, a group of people

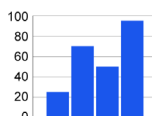
INTERVIEW – This method can be used to collect information.

AGE PYRAMID –



MAJORITY – For example, the most people belong to this.

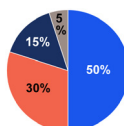
BAR CHART –



MINORITY – If a class has 15 boys and 2 girls, the girls belong to this.


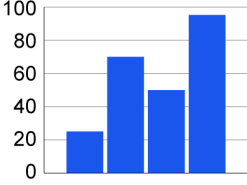
RESEARCHER – Profession

PIE DIAGRAM –



Grades: 3.-4.



<p>GENDER</p>	<p>Tells whether a person is a male or a female</p>	<p>AGE</p>	<p>Tells how old a person is</p>
<p>SET</p>	<p>For example, a group of people</p>	<p>INTERVIEW</p>	<p>This method can be used to collect information.</p>
<p>AGE PYRAMID</p>		<p>MAJORITY</p>	<p>For example, the most people belong to this.</p>
<p>BAR CHART</p>		<p>MINORITY</p>	<p>If a class has 15 boys and 2 girls, the girls belong to this.</p>
<p>RESEARCHER</p>	<p>Profession</p>	<p>PIE DIAGRAM</p>	