

# *General government revenue and expenditure by quarter 2009, 1st quarter*

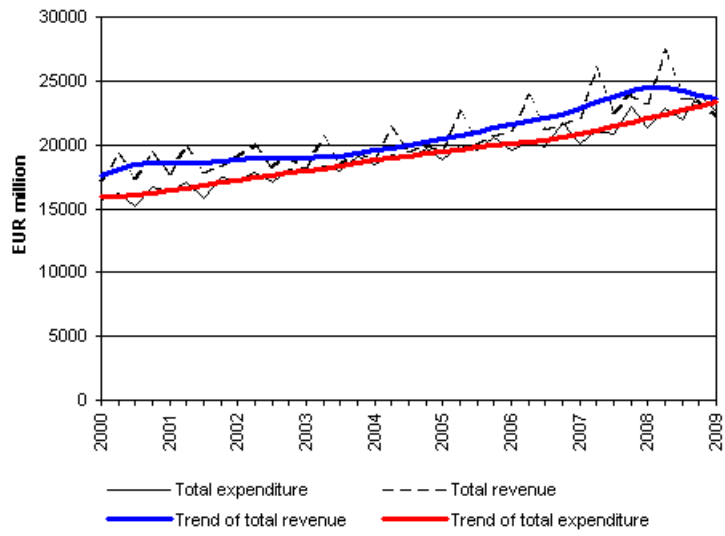
---

## *General government expenditure grew and revenue decreased in the 1st quarter of 2009*

General government revenue decreased by 4.5 per cent in the first quarter of 2009 when comparing seasonally unadjusted data with comparable data from the year before. The revenue items that decreased most were taxes on income, value added taxes included in taxes on production and imports, and motor vehicle taxes. By contrast, social security contributions increased. Respectively, general government expenditure grew by 6.0 per cent. The expenditure items that grew most were social benefits in cash, compensation of employees and income transfers. General government revenue contracted by EUR 1,052 million. Expenditure increased by EUR 1287 million. Due to the decreased revenue and increased expenditure, the financial position (net lending) of general government stood at minus EUR 495 million. General government is comprised of central government, social security funds and local government. The data derive from Statistics Finland's quarterly statistics on general government revenue and expenditure.

The data for the two latest years are preliminary and will become revised as annual national accounts data are revised. The trend shown in the Figure has been calculated with the Tramo/Seats method. The trend can become revised in the coming periods as preliminary data are revised. As the time series of annual accounts become revised, the time series of this set of statistics will also be revised. These data are based on the information on economic development available by 23 June 2009. The data will next be revised in late September 2009.

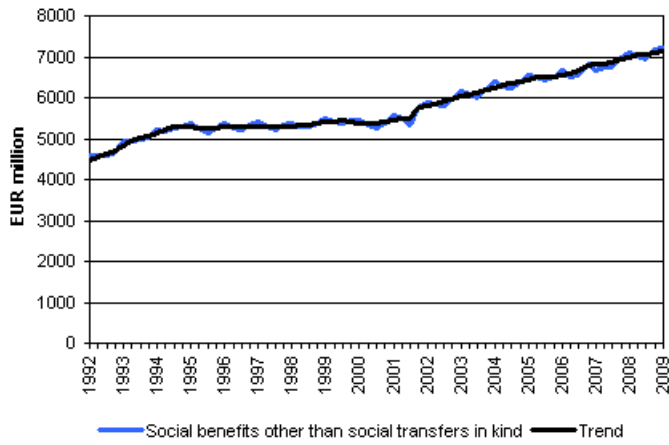
## General government total revenue and total expenditure 2000 - 2009



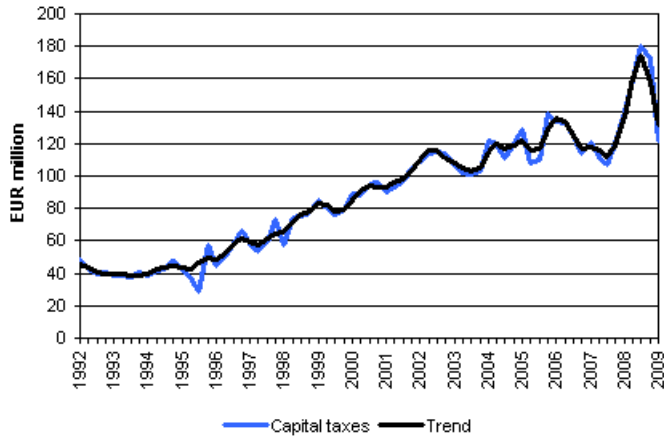
## Contents

Social benefits other than social transfers in kind.....	4
Capital taxes.....	4
Actual social contributions.....	4
Current Taxes on Income, Wealth, etc.....	5
Value Added Type Taxes.....	5
Taxes on Production and Imports.....	5

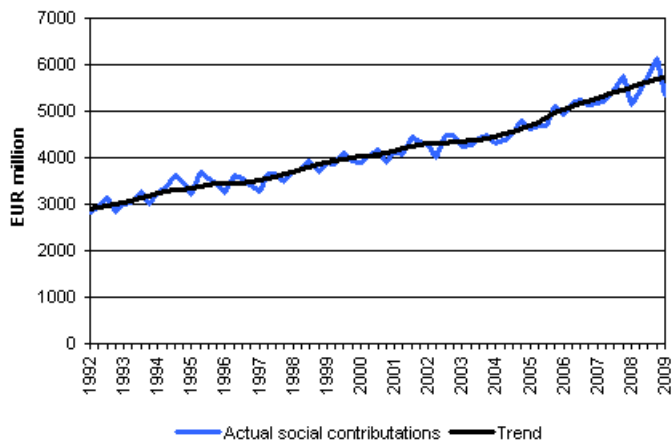
### Social benefits other than social transfers in kind



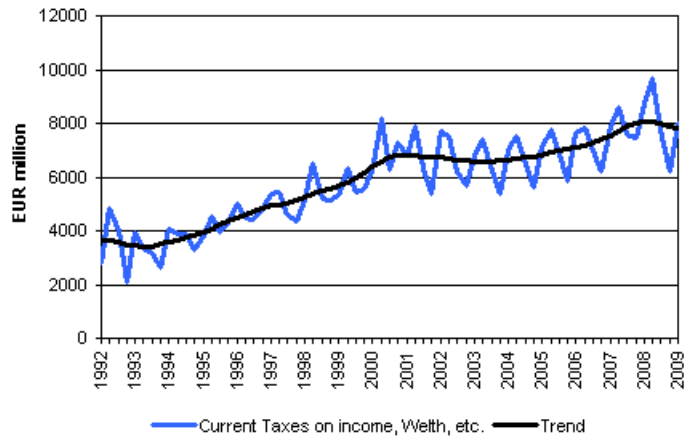
### Capital taxes



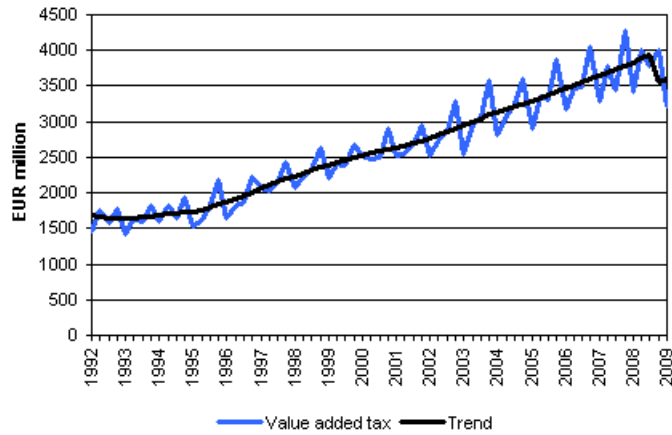
### Actual social contributions



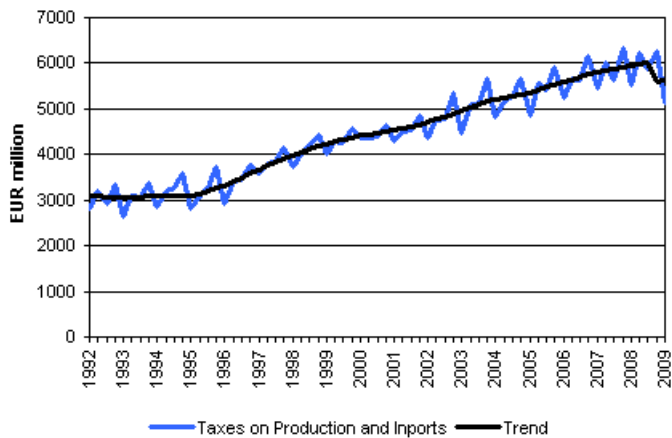
### Current Taxes on Income, Wealth, etc.



### Value Added Type Taxes



### Taxes on Production and Imports



---

Suomen virallinen tilasto  
Finlands officiella statistik  
Official Statistics of Finland

*Government Finance 2009*

*Inquiries*

Jouni Pulkka +358-9-17343532  
Teuvo Laukkarinen +358-9-17343315  
Director in charge:  
Ari Tyrkkö

*rahoitus.tilinpito@tilastokeskus.fi*

*www.stat.fi*