

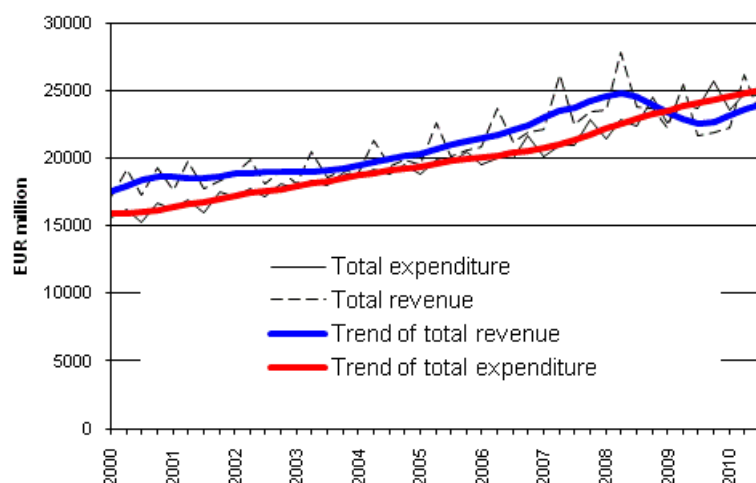
General government revenue and expenditure by quarter

2010 3rd quarter

The financial position of general government improved slightly

General government revenue grew by 7.0 per cent in the third quarter of 2010 when comparing seasonally unadjusted data with corresponding data from the year before. The revenue items that grew most were taxes on production and imports, income taxes, property income and received social contributions. Respectively, general government expenditure rose by 4.0 per cent. The expenditure items that grew most were intermediate consumption, compensation of employees and social benefits in cash. The data derive from Statistics Finland's statistics on general government revenue and expenditure by quarter.

General government total revenue and total expenditure 2000 - 2010



General government revenue grew by EUR 1.5 billion from the corresponding quarter of the previous year. Respectively, expenditure increased by EUR 1.0 billion. Due to the increased revenue and expenditure,

the financial position (net lending) of general government improved by EUR 0.5 billion from the corresponding quarter of the year before and stood at minus EUR 1.4 billion. The change in total revenue amounted to 2.4 per cent from the previous quarter. The change in total expenditure was 1.1 per cent from the previous quarter. General government is comprised of central government, social security funds and local government.

The data for the two latest years are preliminary and will become revised as annual national accounts data are revised. The trend shown in the Figures has been calculated with the Tramo/Seats method. The change in total revenue and expenditure from the previous quarter has been calculated from seasonally adjusted time series. Seasonally adjusted and trend time series always become revised against new observations irrespective of whether the original time series becomes revised or not. Further information on the seasonal adjustment method: http://www.tilastokeskus.fi/til/tramo_seats_en.html. As the time series of annual accounts become revised, the time series of this set of statistics will also be revised. These data are based on the information on economic development available by 15 December 2010. The data will next be revised at the end of March 2011.

Contents

Tables

Appendix tables

Appendix table 1. Change in general government revenue and expenditure 2010/3.....	4
--	---

Figures

Appendix figures

Appendix figure 1. Social benefits other than social transfers in kind.....	5
Appendix figure 2. Capital taxes.....	5
Appendix figure 3. Actual social contributions.....	5
Appendix figure 4. Current Taxes on Income, Wealth, etc.....	6
Appendix figure 5. Value Added Type Taxes.....	6
Appendix figure 6. Taxes on Production and Imports.....	6

Appendix tables

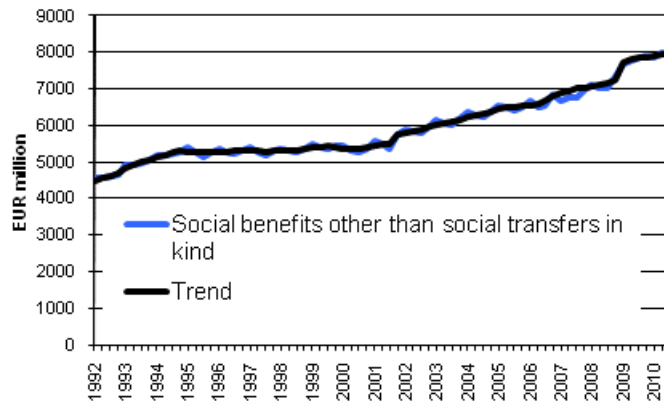
Appendix table 1. Change in general government revenue and expenditure 2010/3

	2010/3–2009/3 Change, EUR million €	2010/3–2009/3 %	2010/3–2010/2 % ¹⁾
Revenue, total	1509	7,0	2,4
Taxes	773	6,1	..
Social contributions	105	2,0	..
Other revenue	631	16,6	
Exoenditure, total	950	4,0	1,1
Compensation of employees	150	2,4	..
Interests	71	7,3	..
Social benefits	93	1,0	..
Other expenditure	627	9,7	..

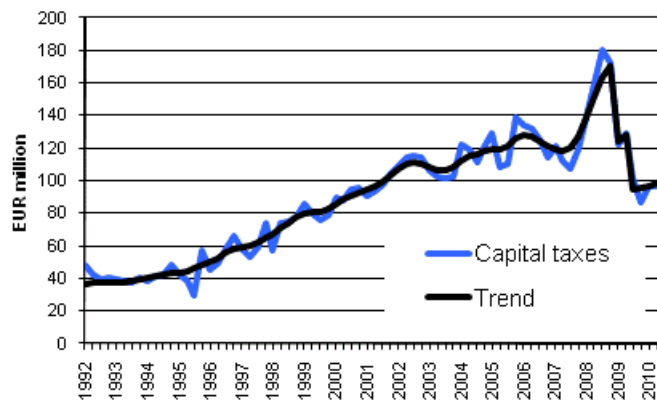
1) The change in total revenue and expenditure from the previous quarter is calculated from seasonally adjusted time series.

Appendix figures

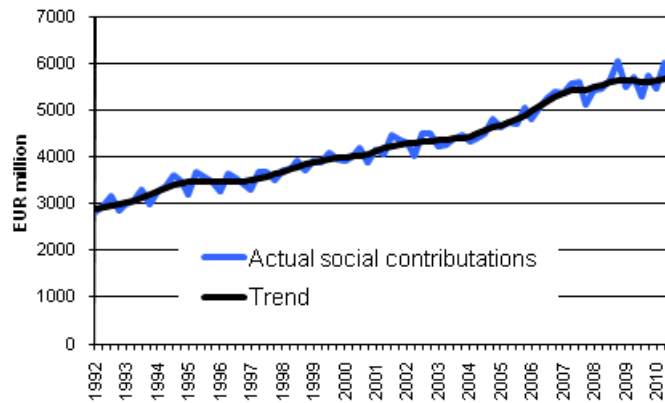
Appendix figure 1. Social benefits other than social transfers in kind



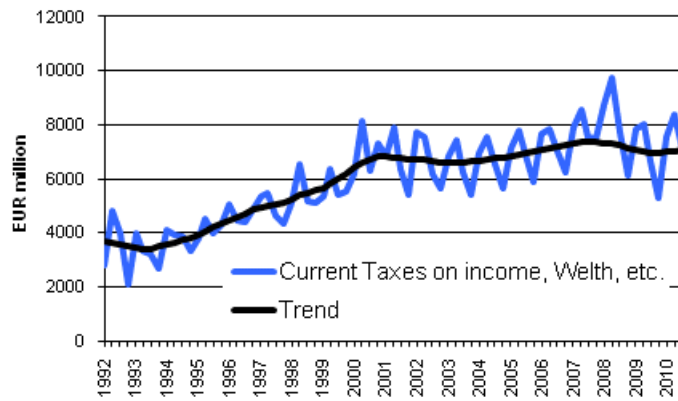
Appendix figure 2. Capital taxes



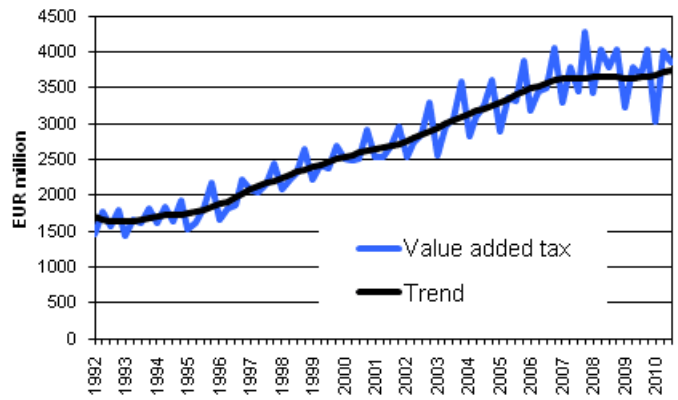
Appendix figure 3. Actual social contributions



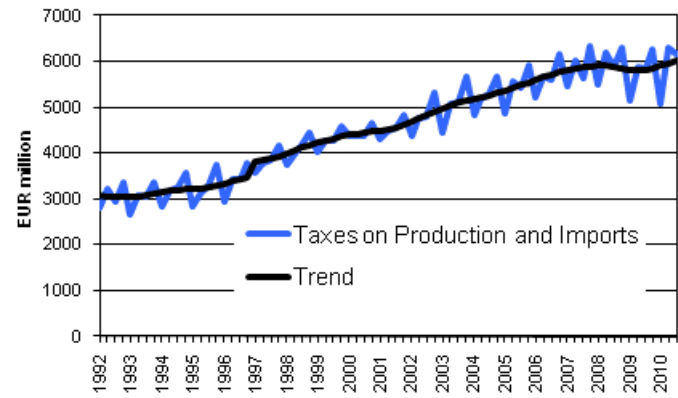
Appendix figure 4. Current Taxes on Income, Wealth, etc.



Appendix figure 5. Value Added Type Taxes



Appendix figure 6. Taxes on Production and Imports



Suomen virallinen tilasto
Finlands officiella statistik
Official Statistics of Finland

Government Finance 2010

Inquiries

Jouni Pulkka (09) 1734 3532

Teuvo Laukkarinen (09) 1734 3315

Director in charge:

Ari Tyrkkö

rahoitus.tilinpito@tilastokeskus.fi

www.stat.fi

Source: General government revenue and expenditure, 3rd quarter 2010. Statistics Finland