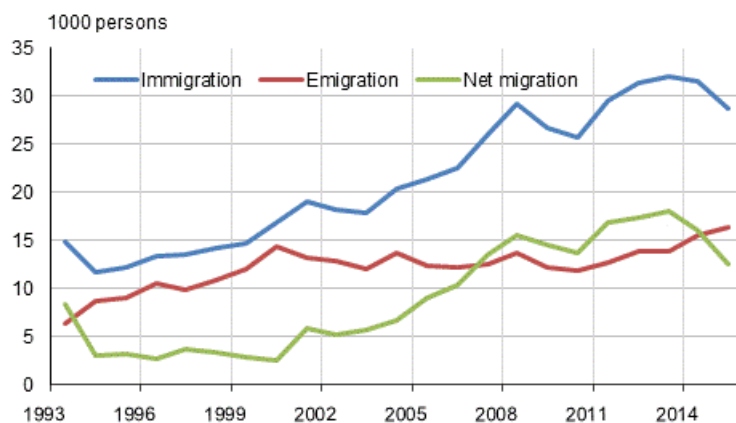


Migration 2015

Immigration gain decreased clearly from one year earlier

According to Statistics Finland, Finland's gain in international migration decreased by 3,580 persons in 2015 from one year earlier. Last year, net immigration amounted to 12,441 persons, which was the smallest number in nine years. Finland received a migration gain of 14,737 persons from immigration of foreign citizens.

Migration between Finland and other countries 1993–2015



According to Statistics Finland, 28,746 persons immigrated to Finland from foreign countries during 2015. The figure is 2,761 lower than one year before. Emigration to abroad from Finland increased by 819 persons and amounted to 16,305. During 2015, net immigration totalled 12,441 persons.

Last year, 10,899 persons moved from Finland to other EU countries. Emigration to the EU countries was 790 persons up on the year before. Immigration from the EU countries to Finland decreased by 2 288 persons and amounted to 13,090. In 2015, Finland had a migration gain of 2,191 persons from the EU countries. Finland's migration gain from the EU countries was clearly lower than in the previous year.

In 2015, the number of intermunicipal migrations totalled 280,484, which was 11,976 more than in 2014. The number of migrations between regions was 132,657 and it grew by 7,574. Altogether 4,402 more migrations inside regions were made than in 2014. In 2015, intramunicipal migrations numbered 613,201, which is 42,135 more than in 2014.

When looking at migration inside the country, the region of Uusimaa had the largest and the region of Pirkanmaa the second largest migration gain. In Uusimaa, the gain amounted to 5,949 and in Pirkanmaa to 1,367 persons. Migration gain relative to the population in Mainland Finland was the largest in Uusimaa, where the relative migration gain was four per mil. The relative migration gain in Pirkanmaa was only slightly lower than in Uusimaa. The region having suffered the largest population loss in migration inside the country was North Ostrobothnia, where the migration loss was 1,044 persons. Kainuu had the largest relative migration loss of eight per mil. Relative migration loss was the second largest in Lapland. Fourteen regions suffered migration loss in intramunicipal migration.

No region suffered migration loss in migration between foreign countries. The number of regions with migration loss drops somewhat when net international migration is taken into consideration. The sum of net immigration and net emigration was negative in ten regions. In relative terms, the biggest migration gain in Mainland Finland from international migration was seen in Ostrobothnia and the smallest in South Ostrobothnia.

Internal migration and in- and out-migration 2005–2015

Year	Intermunicipal	Intramunicipal	Immigration	Emigration	Net migration
2005	268 152	623 817	21 355	12 369	8 986
2006	265 690	599 876	22 451	12 107	10 344
2007	272 510	595 760	26 029	12 443	13 586
2008	262 704	567 369	29 114	13 657	15 457
2009	257 854	577 409	26 699	12 151	14 548
2010	264 611	575 074	25 636	11 905	13 731
2011	275 157	600 520	29 481	12 660	16 821
2012	274 857	594 956	31 278	13 845	17 433
2013	266 044	577 760	31 941	13 893	18 048
2014	268 021	571 553	31 507	15 486	16 021
2015	280 484	613 261	28 746	16 305	12 441

The regional division in all years is the one valid on 1 January 2016

Contents

Tables

Appendix tables

Appendix table 1. Total net migration of urban regions and other municipalities in 2001–2015.....	4
---	---

Figures

Appendix figures

Appendix figure 1. Migration between Finland and non-EU countries in 1993–2015.....	5
---	---

Appendix figure 2. Propensity for intermunicipal migration by age 1992–2015.....	5
--	---

Appendix figure 3. Excess of births, net immigration and increase of population in 1973–2015.....	6
---	---

Quality description, migration 2015.....	7
--	---

Appendix tables

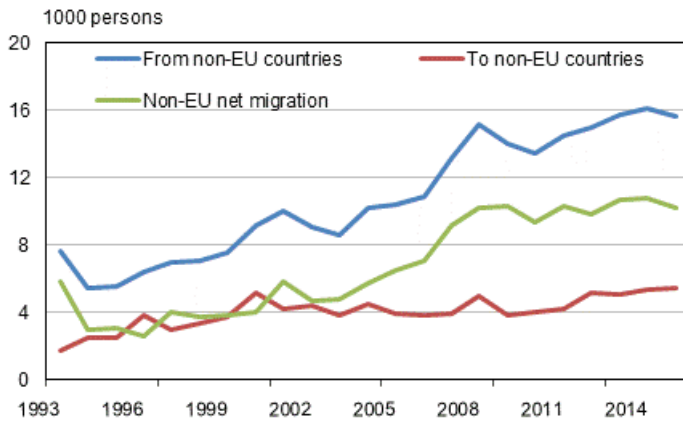
Appendix table 1. Total net migration of urban regions and other municipalities in 2001–2015

Year	Migration area 1)			
	Whole Country	Urban regions 2)	Other municipalities	Of which internal net migration
2001	5 802	15 057	-9 255	-10 389
2002	5 221	10 740	-5 519	-6 296
2003	5 755	9 569	-3 814	-4 563
2004	6 677	9 093	-2 416	-3 705
2005	8 986	11 952	-2 966	-4 324
2006	10 344	13 688	-3 344	-5 137
2007	13 586	15 885	-2 299	-4 435
2008	15 457	18 601	-3 144	-5 590
2009	14 548	16 896	-2 348	-4 601
2010	13 731	16 085	-2 354	-4 687
2011	16 821	19 947	-3 126	-5 587
2012	17 433	21 243	-3 810	-6 471
2013	18 048	21 984	-3 936	-6 450
2014	16 021	20 229	-4 208	-6 451
2015	12 441	18 944	-6 503	-8 037

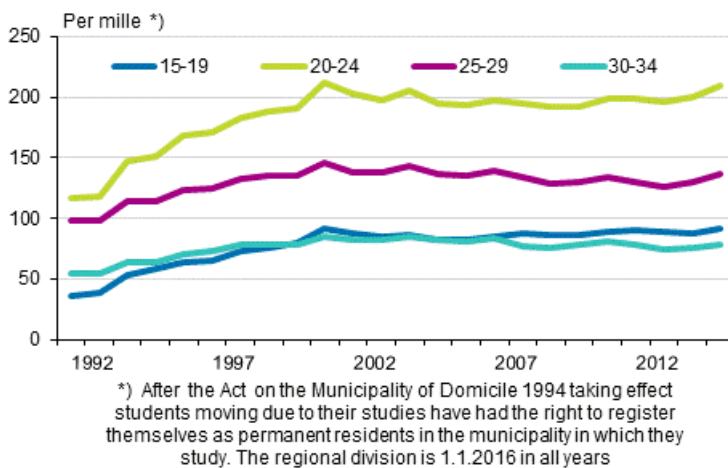
1) Own classification of the demographic statistics

Appendix figures

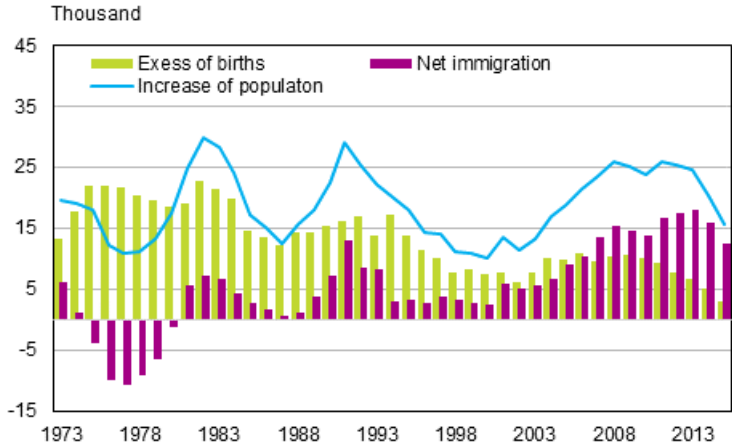
Appendix figure 1. Migration between Finland and non-EU countries in 1993–2015



Appendix figure 2. Propensity for intermunicipal migration by age 1992–2015



Appendix figure 3. Excess of births, net immigration and increase of population in 1973–2015



Quality description, migration 2015

1. Relevance of statistical information

The main source used when producing Finnish population statistics is the Population Information System of the Population Register Centre. Changes in the data on the vital events of the resident population are updated into the Population Information System continuously by local population register authorities. From 1971 Statistics Finland has obtained population data from the Population Register Centre.

The last population registration was carried out in Finland on 1 January 1989. After that the Population Information System has been updated by notifications of changes. The data stored in the Population Information System are specified in the Population Information Act (11 June 1993/507).

Statistics Finland's function is to compile statistics on conditions in society (Statistics Finland Act of 24 January 1992/48). These also include demographic statistics. Statistics Finland's Rules of Procedure defines the Population Statistics unit as the producer of demographic statistics (Statistics Finland's Rules of Procedure, TK-00-580-16).

In accordance with the Act on the Municipality of Domicile, the municipality of domicile and the place of residence of individuals are recorded in the Population Information System. The municipality in which a person lives or the one construed by the inhabitant as the municipality of domicile on the grounds of residence, family ties, livelihood or other equivalent circumstances, or to which the inhabitant has close links due to the aforementioned circumstances is deemed the municipality of domicile. (Act on the Municipality of Domicile, 201/1994.) The population registered in the Population Information System is divided into those present and those absent. Those present are permanent residents of Finland, either Finnish nationals or aliens. Those absent are Finnish nationals who when emigrating from the country have reported that they intend to be absent from Finland for more than one year, with the exception of Finnish nationals who are diplomats and those working in development co-operation (Act on the Municipality of Domicile, 201/1994.) Only changes in the population resident in Finland on 31 December are taken into account when compiling statistics on vital events. Persons moving to Finland from abroad are classified in the population statistics if the place of residence they have declared as their municipality of domicile is later confirmed as their place of residence.

Internal migration

Those changing place of domicile are expected within one week of the move to report on the change of address, specifying all family members involved in the move. The notice is delivered to the register office of the new place of residence. The move is indicated as either a permanent or a temporary one, and once the register office receives the notice, the register office determines whether the nature of the move involves a permanent or temporary change of domicile. Since 1 June 1994, when the Act on the Municipality of Domicile (201/1994) came into effect, students moving due to their studies have had the right to register themselves as permanent residents in the municipality in which they study. If a person is placed for a long time in regular institutional or family care somewhere else as in his or her municipality of residence, his or her move could have been regarded as a permanent move since 2011 to the municipality where the activity unit of care is locating (1377/2010). Data on the change of dwelling and place of domicile are transferred in machine-language format to the Population Information System. The register office of the new place of residence sends the data on the new place of domicile to the register office of the former place of residence. (Population Data Act 507/1993 and amendment 202/1994; Act on the Municipality of Domicile 201/1994; Decree on the Municipality of Domicile 351/1994)

The effect of annexations has been taken into account in the statistics on the volume of migration in the years of 1987–2014. The effect of the change in the statistical period is illustrated below in connection with the description of the intra-municipal migration concept.

The propensity for internal migration, or the rate of internal migration, refers to the number of migrants per 1,000 of the mean population in the area of departure. The propensity for internal migration indicates the migrants per 1,000 of the mean population in the age group in question.

The coming into force of the Act on the Municipality of Domicile has increased with 10,000 moves the volume of intra-municipal migration yearly in 1994–2014.

Intra-municipal migration

Statistics Finland receives information on the changes in place of residence that involve a permanent change of domicile. These changes in domicile are classified at Statistics Finland into intra-municipal moves and inter-municipal moves. Intra-municipal moves consist of moves from one dwelling to another within the same municipality, with moves from one building or house to another forming a separate sub-category. Intra-municipal statistics dating to 1986 and earlier cover only moves from one building or house to another within the same municipality.

Until 1993, the concept of intra-municipal migration consisted of moves from one household-dwelling unit to another within the same municipality. Since 1994, intra-municipal moves from institutional household-dwelling units to private household-dwelling units and vice versa have been included in the data. Moves from a situation where there is no permanent dwelling to private household-dwellings and vice versa have been classified as intra-municipal migration since 1994. This change in the concept has resulted in an increase of about 6 per cent in the intra-municipal migration data.

When the data for 1993 were produced, the statistical period was also changed from the period of 2 January to 1 January into 1 January to 31 December because of the corresponding change in the Population Information System. In the transition year the statistical period fell one day short of one year (the effect being 11,000 cases of intra-municipal migration and 4,500 cases of inter-municipal migration).

Immigration and emigration

A Finnish citizen having entered the country must notify the register office if his/her intended stay in the country exceeds three months. The register office will update his/her data in the Population Information System (Act 661/2009). A foreign citizen may enter Finland provided he/she holds a required valid visa, residence permit or residence permit for an employed or self-employed person, unless he/she is an EU or EEA citizen or unless otherwise provided by an international agreement binding Finland (Aliens Act 301/2004). An EU or EEA citizen may stay in the country without a separate permit for three months, after which his/her stay in the country requires justifications and registration with the register office. An intend of living at least a year in the country is a prerequisite for EU or EEA citizens to become registered as permanent residents in Finland. After a citizen of the third countries have travelled to Finland, his or her work or studies excluding some special cases must last or he or she must have job contracts of two years before he or she can get right to the municipality of domicile in Finland. (399/2007) The register office enters the information about the domicile of a foreign citizen into the Population Information System if the person receives a municipality of domicile and a permanent place of residence in it in Finland as defined in the Act on the Municipality of Domicile (201/1994).

At a justified request, the information on a foreign citizen may also be entered after a short stay if he/she has, for example, a temporary place of residence in Finland as defined in the Act on the Municipality of Domicile and the entry is necessary for the realisation of rights related to employment or a similar circumstance (Act 661/2009). In statistics on population changes, a person's move into Finland from elsewhere is regarded as immigration only if a notation has been made into the Population Information System that he/she has received a permanent place of residence in Finland.

Persons emigrating from the country must submit a notice of change of address in the same way as persons who migrate within the country (Acts 661/2009, 201/1994). Persons who move to live abroad for more than one year are primarily regarded as emigrants. An exception to this are Finnish diplomats and persons working in development co-operation, etc. (Act on the Municipality of Domicile 201/1994).

When a person moves from one Nordic country to another, he/she must report his/her move to the local register authority of the country of entry, which will decide by practise of registration whether or not the person is registered as resident in the country of entry. The register authority of the country of entry informs the person concerned and the register authority of the country of exit about its decision. The date when the person has been entered into the local population register of the country of entry is recorded as the date of emigration in the population register of the country of exit (Act on the Municipality of Domicile 201/1994, Decree and International Treaty 96/2006).

2. Methodological description of survey

The main source used when producing Finnish population statistics is the Population Information System of the Population Information Centre. Local register office updates a Population Information System with information it gets from persons experiencing vital events and parishes of the Evangelical-Lutheran and Greek Orthodox churches. Hospitals send information of births and deaths in machine-language format to maintenance of Population Information System. The health care unit or the physician has to report the death to the Population Information System. Local courts take information of decisions of adoptions and divorces dealt in the court into the Population Information System. The Finnish Immigration Services decide mostly about the granting of Finnish citizenships (the Nationality Act 359/2003) and enters data about the decisions into the Population Information System. Statistics Finland receives the updated data on vital events in machine-language format on a weekly basis.

The deadline for delivering data to Statistics Finland on vital events in the statistical year is the end of January of the following year. The exception to this is the data on stillbirths, which were expected by the end of August. Data on population changes in statistical year delivered to Statistics Finland after this date are included in the data of the following year.

Statistics of population structure drops yearly hundreds of records more compared to the figure of previous year from the data produced by Population register centre because there has not found signs of life for years in different registers of the persons of the records. Officially these persons belong to the permanent population of Finland. Statistics of migration has generated emigration records yearly of the majority of records dropped out of the data of population structure in 2013-2015.

3. Correctness and accuracy of data

In general, the Population Information System of the Population Register Centre can be considered very exhaustive as regards persons. In order that a person obtains a personal identity code, he or she has to be registered in the Population Information System. It is practically very difficult to live in Finland without a personal identity code. A personal identity code is needed so that one can work legally, open a bank account, have dealings with authorities and so on. It can be safely assumed that Finland cannot have any substantial numbers of 'moonlighters' who receive their pay in cash for periods of over one year, for example.

After abolishment of yearly checking of domicile registers (January 1) in 1989 the Population Information System has been maintained only by notifications of changes to population information. Their correctness is determined by a reliability survey made on the addresses in the Population Information System.

The Population Register Centre charges Statistics Finland with the task of conducting yearly a sample survey on correctness of address information. Around 11,000 people are asked whether their address in the Population Information System is correct. In the 2012 survey, the address was correct for 98.9 per cent of the respondents.

In connection with municipal elections, returned notifications of voting sent to foreigners usually reveal around 1,000 persons who have moved from the country without giving notice and are thus still included in the Finnish population. The local register office removes them from the resident population in the Population Information System before the following turn of the year.

4. Timeliness and promptness of published data

Final vital statistics are published yearly in April to May, except for those on stillbirths, which are released in September. Since 1999 the regional division used has been that of the first day of the following year. Thus the municipalities that unite on the first day of the new year are already combined in the statistics of the previous year. Information on the vital statistics of the united municipalities before the unification is available from 2003 onwards.

Preliminary statistics of population changes by municipality is released quarterly always at the end of the month following the previous quarter. Summary data of monthly population changes and population is released every month three weeks after the end of the month. Preliminary population statistics by municipality are available by month. Monthly statistics of population changes is chargeable statistics and it is released monthly.

5. Accessibility and transparency/clarity of data

Basic population data are available in electronic form by municipality or with larger regional divisions than municipality in Statistics Finland's free Statistical Database 'StatFin' on the internet.

http://tilastokeskus.fi/tup/tilastotietokannat/index_en.html

The chargeable information service contains more specified information about the population by sub-area of municipality, for example.

6. Comparability of statistics

Comparable regional vital statistics series are available free from 1987. The tables always indicate which regional division is used.

Vital statistics data on the numbers of births, deaths and marriages contracted are available from 1749 onwards. From 1773 there are data about mothers having given birth by five-year age group and from 1936 about all children born by age of mother. After the statistical revision of 1877 collection of data on deaths was started by one-year age group, which made it possible to begin calculation of accurate mortality and lifetime tables from the 1880s onwards. On account of this statistical revision, annual collection of data on migration and divorces was also started.

Compilation of statistics on immigrants based on lists of passports began in 1900 and continued until 1984. From 1945 there are data on the total volume of migration between Finland and foreign countries derived from statistical materials of other countries. The migration statistics between the Nordic Countries improved in 1969, when the so-called Inter-Nordic Migration Form was introduced. Production of statistics on migration outside the Nordic Countries improved further in 1985, when the obligation to notify was extended to emigrants.

The population time series in the free "StatFin" online service begin from the year 1980 or 1987. Vital statistics time series for the whole country is available from 1749.

7. Coherence and consistency/uniformity

Statistics Finland's other statistics use the data of demographic statistics as basic information on population. Consequently, Statistics Finland's other statistics correspond to demographic statistics.

Inquiries

Matti Saari 029 551 3401
Director in charge:
Jari Tarkoma

info@stat.fi
www.stat.fi
Source: Population and Justice Statistics. Statistics Finland