

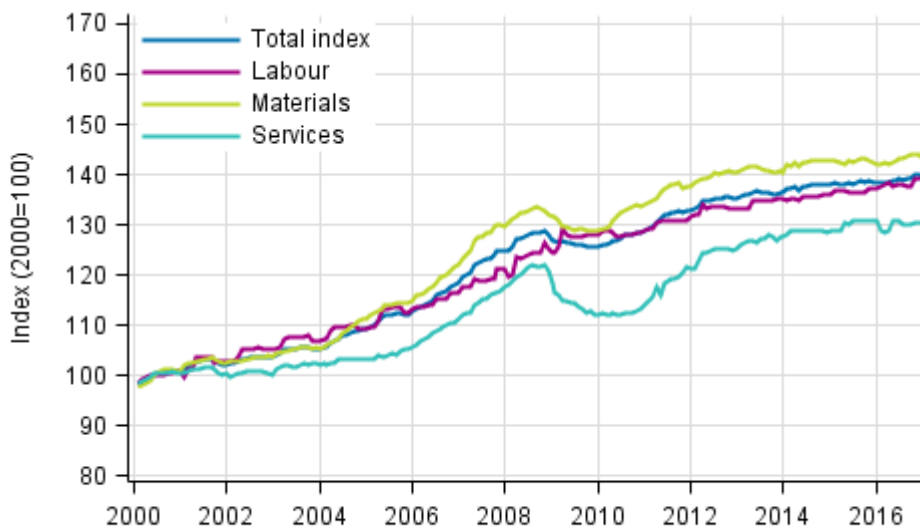
Building cost index

2016, December

Building costs rose by one per cent in December year-on-year

According to Statistics Finland, building costs rose by one per cent in December 2016 compared with the previous year's December. The prices of labour inputs in construction went up by 1.4 per cent and the prices of materials by 0.9 per cent from one year back. Simultaneously, prices of services fell by 0.4 per cent.

Long term development of the Building Cost Index



Source: Statistics Finland

From November to December, the total index of building costs fell by 0.2 per cent. The prices of labour inputs and services remained unchanged from the previous month. By contrast, the prices of materials fell by 0.4 per cent from the previous month.

Building cost index 2015=100, December 2016

Professional construction of new buildings		Weights	Index	Monthly change, %	Annual change, %
Total index		1000	100,9	-0,2	1,0
By type of cost	Labour inputs	400	101,9	0,0	1,4
	Materials	510	100,4	-0,4	0,9
	Services	90	99,7	0,0	-0,4
By purpose of use	Residential building	440	100,9	-0,3	0,9
	Other building construction	560	101,0	-0,2	1,0

Contents

Tables

Appendix tables

Appendix table 1. Input indices 2015=100, December 2016.....	4
Appendix table 2. Residential building 2015=100, December 2016.....	5

Figures

Appendix figures

Appendix figure 1. Input indices 2015=100, largest annual changes, per cent.....	6
Appendix figure 2. Index clause sub-indices P 2000=100.....	6

Appendix tables

Appendix table 1. Input indices 2015=100, December 2016

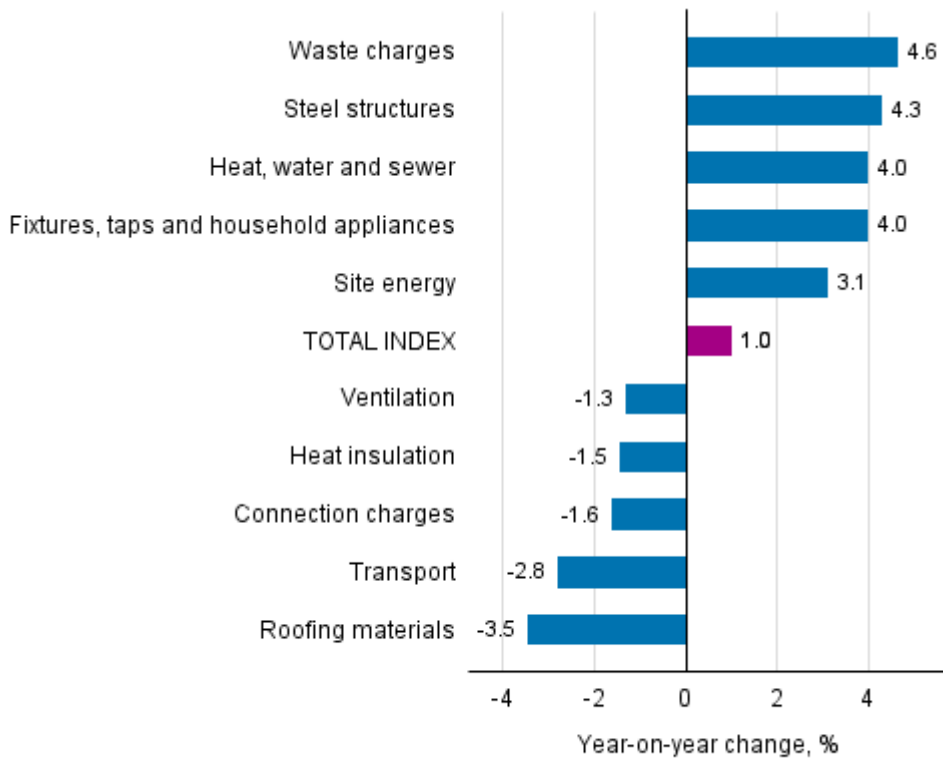
Input heading	Weights	Index	Monthly change, %	Annual change, %
0 TOTAL INDEX	1000.0	100.9	-0.2	1.0
01 LABOUR	399.8	101.9	0.0	1.4
02 MATERIALS	510.0	100.4	-0.4	0.9
02.1 AREA	41.9	101.6	0.1	1.3
02.1.1 Soil	28.9	102.3	0.1	2.1
02.1.2 Construction site surface structures	13.0	100.0	0.0	-0.4
02.2 HOUSE	242.1	99.0	-0.6	0.3
02.2.1 Concrete, bricks and blocks	37.8	99.9	-0.5	1.0
02.2.2 Precast concrete units	54.4	100.4	-2.0	1.2
02.2.3 Steel structures	17.3	101.3	-0.1	4.3
02.2.4 Timber	36.0	98.8	-0.1	-0.0
02.2.5 Heat insulation	22.4	98.1	0.5	-1.5
02.2.6 Windows and doors	59.8	97.6	0.0	-0.5
02.2.7 Roofing materials	14.4	96.1	-1.0	-3.5
02.3 FACILITIES	93.3	102.5	-0.6	2.3
02.3.1 Interior structures	15.9	100.3	-1.2	-0.7
02.3.2 Surface materials	41.2	102.2	-0.4	2.0
02.3.3 Fixtures, taps and household appliances	36.2	103.8	-0.5	4.0
02.4 TECHNICAL SYSTEMS	132.7	101.0	-0.2	0.8
02.4.1 Heat, water and sewer	21.4	103.8	-0.5	4.0
02.4.2 Ventilation	28.0	99.0	-0.7	-1.3
02.4.3 Electricity, control, lighting and lift	83.3	102.3	0.1	2.2
03 SERVICES	90.2	99.7	0.0	-0.4
03.1 SITE AND FIXTURE SERVICES	76.7	99.8	0.0	-0.3
03.1.1 Transport	27.1	96.3	0.0	-2.8
03.1.2 Mechanical work and hoisters	9.0	101.1	0.0	-0.2
03.1.3 Site facilities, scaffolding and weather protection	21.0	101.1	0.0	-0.8
03.1.4 Moulding equipment and supporting	1.5	103.0	0.0	1.9
03.1.5 Waste charges	10.8	104.6	0.0	4.6
03.1.6 Site energy	7.2	99.5	0.0	3.1
03.2 OTHER SERVICES	13.5	99.4	0.0	-1.0
03.2.1 Insurance	4.5	100.4	0.0	0.3
03.2.2 Connection charges	9.0	99.0	0.0	-1.6

Appendix table 2. Residential building 2015=100, December 2016

	Weights	Index	Monthly change, %	Annual change, %
0 Total index of residential building	1000	100.9	-0.2	1.0
01 New building of residential buildings	400	100.9	-0.3	0.9
01.1 Detached house	150	100.4	-0.2	0.5
01.2 Block of flats	250	101.1	-0.3	1.2
02 Renovation building of residential buildings	600	101.0	-0.1	1.1
02.1 Dwelling repairs of residential buildings	240	102.9	-0.2	2.8
02.2 Building repairs of residential buildings	360	99.8	-0.0	-0.1
02.2.1 Building repairs of detached houses	180	99.5	-0.1	-0.2
02.2.2 Building repairs of blocks of flats	180	100.0	-0.0	0.1

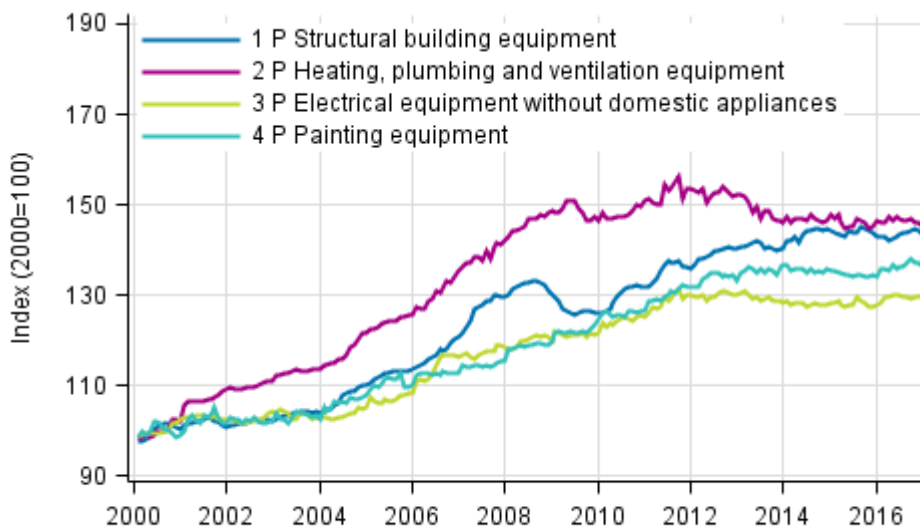
Appendix figures

Appendix figure 1. Input indices 2015=100, largest annual changes, per cent



Source: Statistics Finland

Appendix figure 2. Index clause sub-indices P 2000=100



Source: Statistics Finland

Inquiries

Atro Andersson 029 551 3544

Merja Järvinen 029 551 2458

Director in charge:

Mari Ylä-Jarkko

rakennus.indeksit@stat.fi

www.stat.fi

Source: Building cost index. Statistics Finland